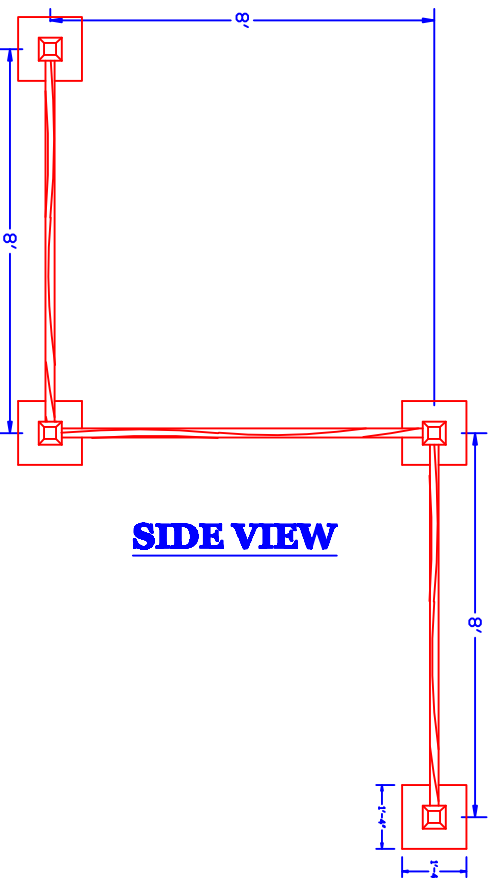
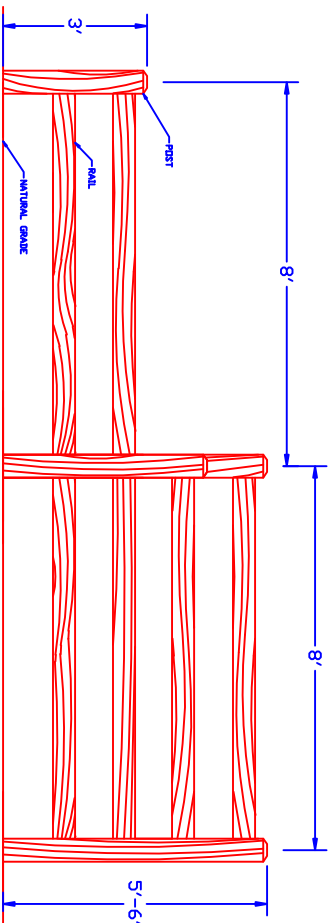


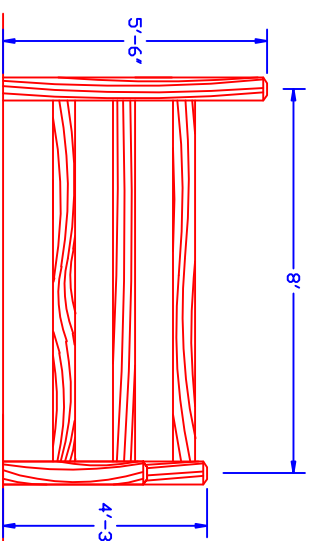
TOP VIEW



SIDE VIEW



FRONT VIEW



SIDE VIEW

NOTES:

1. 16" X 16" X 1/4" BASE PLATE AT EACH POST FOR SURFACE MOUNTING.
2. STANDARD RAIL LENGTH IS 8' AS SHOWN. CUSTOM RAIL LENGTHS ARE AVAILABLE FROM 4' TO 10'.

Phoenix Precast Products

2-3-4 RAIL DISPLAY LAYOUT

Drawn By: M.D.

Date: 4.24.14

Scale: 1/4" = 1'